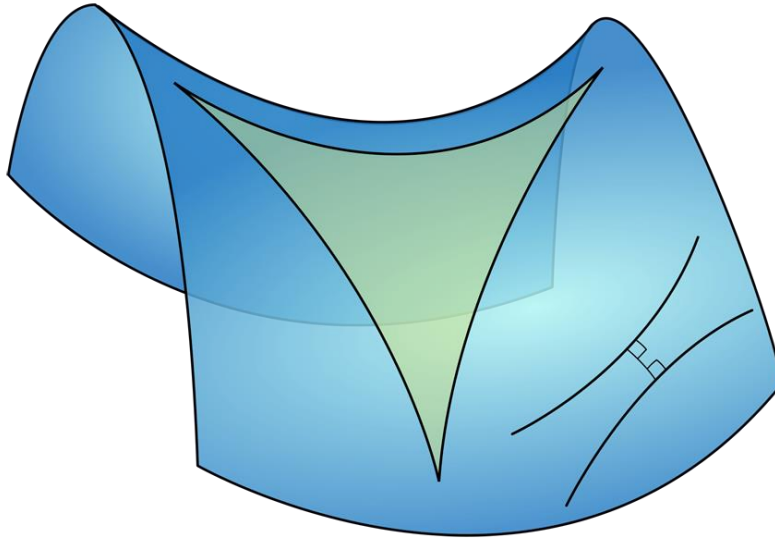
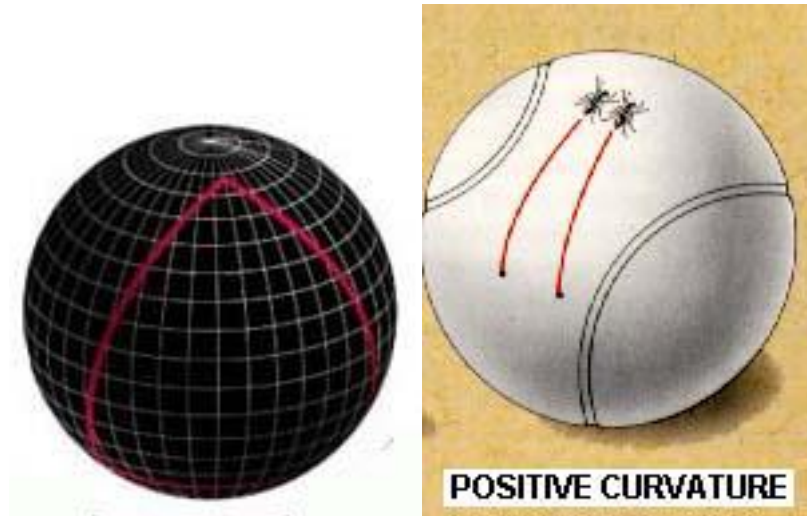


SPACETIME GEOMETRY STATION

(The actual SHAPE of the Universe!)




- I'm downright **hyperbolic**!
- Angles of a triangle add up to less than 180 degrees
- Parallel lines diverge
- It's **CLOSED** to Interpretation



- **Spherical** Space is for ME
- Angles of a triangle add up to more than 180 degrees
- Parallel lines converge
- Cosmologists find this **OPEN** to investigation

$$\Omega_0=1$$



- Angles of a triangle add up to 180 degrees
- Parallel lines are Parallel
- Cosmologists find this **FLATLY** unbelievable



- Frankly, cosmologists just don't give a **RIP** about acceleration
(or do they?)